

TOP 10 Operators			
		31.окт.10	30.сеп.10
1	MTS	104 961 004	105 208 020
	Russia	69 087 291	69 673 090
	Moscow	12 920 168	12 975 063
	Ukraine (UMC)	18 225 017	18 151 433
	Uzbekistan (Uzdunrobita)	8 371 600	8 162 220
	Turkmenistan (Barash Communications)	2 398 104	2 385 196
	Armenia (Viva Cell)	2 219 250	2 192 301
	Unconsolidated Belarus	4 659 742	4 643 780
2	Vimpelcom	68 648 393	68 857 881
	Russia	51 315 772	51 614 769
	Moscow	12 171 316	12 171 968
	Kazakhstan (KaR-Tel)	6 783 783	6 736 121
	Ukraine (URS)	2 309 964	2 460 979
	Tajikistan (Tacom)	780 274	772 119
	Uzbekistan (Unitel, Buztel)	4 514 840	4 398 048
	Armenia (Armentel)	609 066	580 916
	Georgia	542 277	529 299
	Kyrgyzstan	1 792 417	1 765 630
3	MegaFon	56 681 464	56 437 308
	Russia	56 111 062	55 856 397
	Moscow	8 097 096	8 054 038
	Tajikistan	441 825	435 895
	Abkhazia	128 577	145 016
4	Tele2	18 179 306	17 900 306
	Russia	17 949 306	17 682 306
	Kazakhstan	230 000	218 000
5	Sibirtelecom	4 500 000	4 901 299
6	Uralsvyazinform	4 400 000	4 645 139
7	NCC	3 350 000	3 415 466
8	SMARTS Group	2 510 791	2 508 314
9	Cellular Communications MOTIV	2 015 533	2 011 891
10	New Telephone Company	1 468 206	1 450 757

Source: Company data, ACM-Consulting estimates

Advanced Communications & Media

11/2a Armyansky pereulok
Moscow 101990
Russia



Russia

Phone: +7 495 933-5578 / 623-5480
Email: ap@acm-consulting.com



Advanced Communications & Media

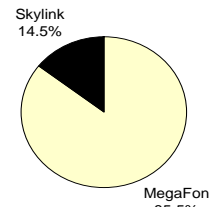
Total Mobile Subscribers (SIM cards)

	31.окт.10	30.сеп.10
Total number of mobile subs in Russia	215 470 000	216 500 000
<i>Penetration Russia*</i>	148,4%	149,1%
Total number of mobile subs in Moscow	33 813 580	33 746 069
<i>Penetration Moscow*</i>	199,1%	198,7%
Total number of mobile subs in St.Petersburg	12 620 736	12 554 539
<i>Penetration St.Petersburg*</i>	199,0%	198,0%
Total number of mobile subs in Regions	169 035 684	170 199 392
<i>Penetration regions*</i>	138,7%	139,7%

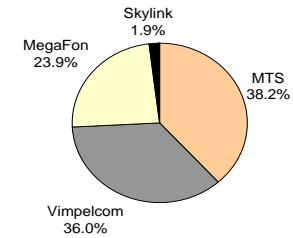
* based on official Goskomstat pops figure of 2002 census

Source: ACM-Consulting estimates

Moscow Net Additions (Oct 2010)

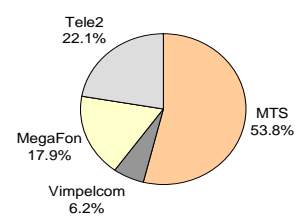


Moscow Market Breakdown (31-Oct-10)

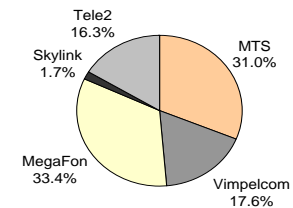


Note: MTS and Vimpelcom recorded negative net additions in October

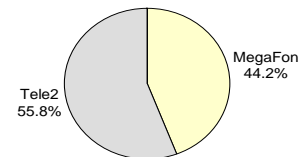
St.Pete Net Additions (Oct 2010)



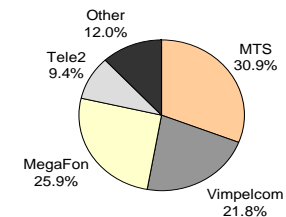
St.Pete Market Breakdown (31-Oct-10)



Regions Net Additions (Oct 2010)

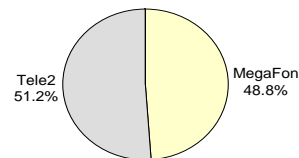


Regions Market Breakdown (31-Oct-10)

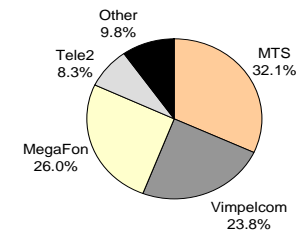


Note: MTS, Vimpelcom and "other" operators recorded negative net additions in October

Russia Net Additions (Oct 2010)



Russia Market Breakdown (31-Oct-10)



Note: MTS, Vimpelcom and "other" operators recorded negative net additions in October

TOP Operators		
	31.окт.10	30.сеп.10
1 Kyivstar*	24 944 592	25 045 920
2 MTS	18 225 017	18 151 433
3 Astelit	9 638 000	9 800 000

Source: Company data, ACM-Consulting estimates
* including URS

Total Mobile Subscribers (SIM cards)		
	31.окт.10	30.сеп.10
Total number of mobile subs in Ukraine	54 727 609	54 837 353
<i>Penetration Ukraine</i>	119,4%	119,6%

Source: ACM-Consulting estimates

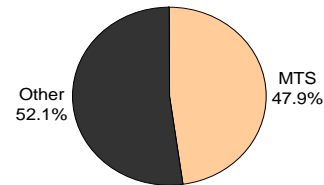
Advanced Communications & Media

11/2a Armyansky pereulok
Moscow 101990
Russia
Phone: +7 495 933-5578 / 623-5480
Email: ap@acm-consulting.com

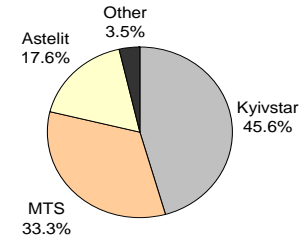


Advanced Communications & Media

Net Additions (October 2010)



Market Breakdown (31-Oct-10)



Note: Kyivstar and Astelit recorded negative net additions in October



Ukraine