

## Residential Broadband: Russia

### Top 10 Operators

#	Operator	Sep-09	Oct-09
1	Comstar	1 155 000	1 174 000
2	Centertelecom	1 010 800	1 056 000
3	Vimpelcom	931 700	979 600
4	ER-Telecom	806 000	855 000
5	Volgatelecom	832 000	852 000
6	North-West Telecom	770 600	795 000
7	Uralsvyazinform	618 000	645 000
8	AKADO	633 000	635 000
9	Sibirtelecom	486 200	501 000
10	Southern Telecom Co	475 000	495 000

### Top 5 Moscow Market

#	Operator	Sep-09	Oct-09
1	Comstar	812 000	823 000
3	AKADO	575 000	580 000
2	Vimpelcom	552 900	562 600
4	NetByNet	228 000	228 000
5	qwerty	175 000	180 000

### Top 3 St Petersburg Market

#	Operator	Sep-09	Oct-09
1	North-West Telecom	306 300	311 673
2	NTC (TKT, tvoe.tv)	165 000	166 400
3	InterZet	130 800	136 550

### Total Residential BB Subscribers

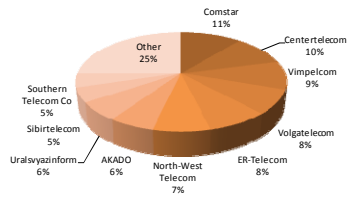
#	Market	Sep-09	Oct-09
1	Russia	10 220 000	10 630 000
2	Moscow	2 801 000	2 842 000
3	St Petersburg	986 000	1 007 000

Advanced Communications & Media  
 11/2a Armyansky pereulok  
 Moscow 101990  
 Russia  
 Phone: +7 495 933-5578 / 623-5480  
 Email: shatikov@acm-consulting.com  
<http://www.acm-consulting.com/>

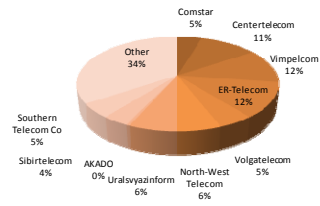


### Russia

#### Market shares

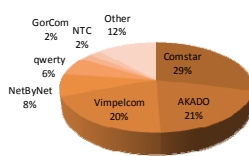


#### Net Additions

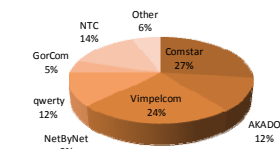


### Moscow

#### Market shares

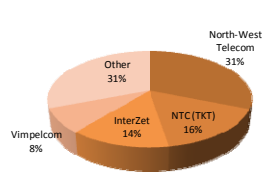


#### Net Additions

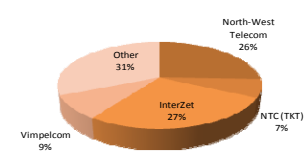


### St Petersburg

#### Market shares



#### Net Additions



## Широкополосный доступ Частные абоненты, Россия

Топ-10 операторов

#	Оператор	Сентябрь 2009	Октябрь 2009
1	Комстар	1 155 000	1 174 000
2	Центртелеком	1 010 800	1 056 000
3	Вымпелком	931 700	979 600
4	ЭР-Телеком	806 000	855 000
5	Волгателеком	832 000	852 000
6	СЗТ	770 600	795 000
7	Уралсвязьинформ	618 000	645 000
8	АКАДО	633 000	635 000
9	Сибирьтелеком	486 200	501 000
10	ЮТК	475 000	495 000

Топ 5 Moscow Market

#	Оператор	Сентябрь 2009	Октябрь 2009
1	Комстар	812 000	823 000
3	АКАДО	575 000	580 000
2	Вымпелком	552 900	562 600
4	Нет-бай-Нет	228 000	228 000
5	qwerty	175 000	180 000

Топ 3 St Petersburg Market

#	Оператор	Сентябрь 2009	Октябрь 2009
1	СЗТ	306 300	311 673
2	НТК (ТКТ, tvoe.tv)	165 000	166 400
3	ИнтерЗет	130 800	136 550

Total Residential BB Subscribers

#	Рынок	Сентябрь 2009	Октябрь 2009
1	Россия	10 220 000	10 630 000
2	Москва	2 801 000	2 842 000
3	Санкт-Петербург	986 000	1 007 000

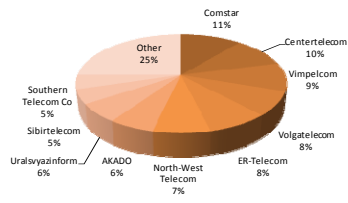
Advanced Communications & Media

Россия  
101960 Москва  
Армянский переулок, 11/2а  
Телефон: +7 495 933-5578  
Email: shatikov@acm-consulting.com  
<http://www.acm-consulting.com/>

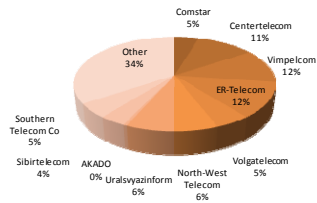


## Россия

Доли рынка

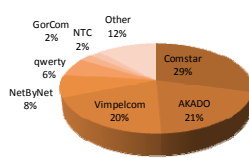


Доли в чистых подключениях

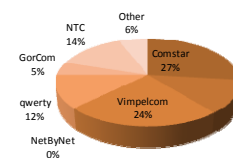


## Москва

Market shares

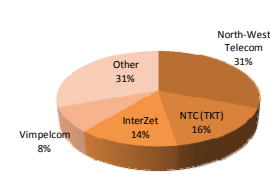


Net Additions

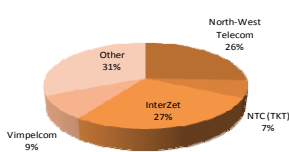


## St Petersburg

Market shares



Net Additions



## Terms of Use

The data provided in AC&M Residential Broadband Monthly is for informational purposes only.

**If you plan to use this data please refer to Advanced Communications and Media as a source of information. All online publishers and web-sites intended to use this information should provide a clickable hyperlink to AC&M web site <http://www.acm-consulting.com/> on their respective pages.**

All figures in the report are AC&M estimates and may be reviewed based on more accurate information available. AC&M is not responsible for any actions taken based on this information. Total Russian market and regional market size is estimated based on different sources of information including proprietary field research studies and analysis of publicly available information.

Should you have any questions please do not hesitate to contact us by phone +7-495-933-5578 or via email [info@acm-consulting.com](mailto:info@acm-consulting.com)